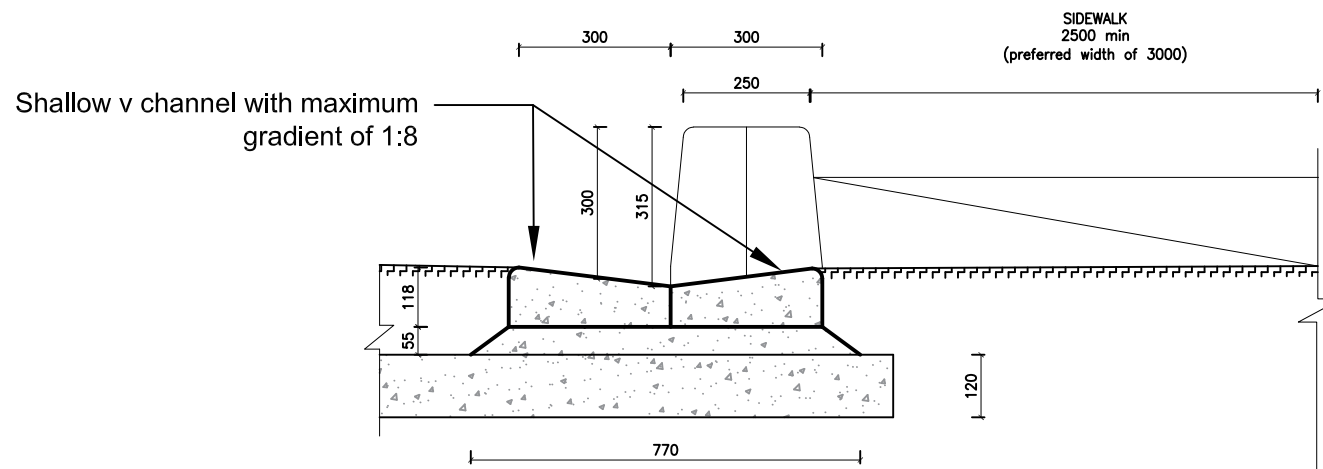
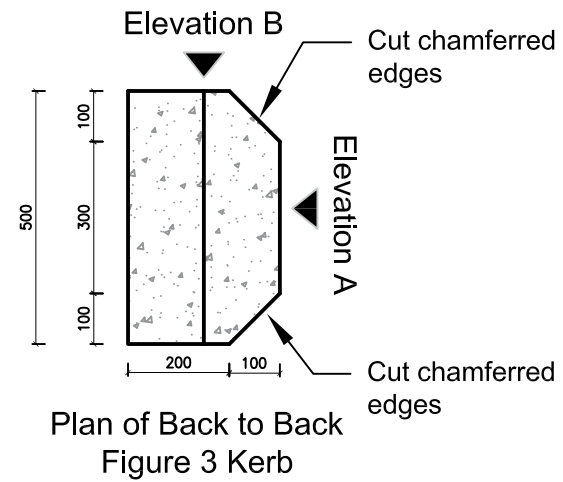


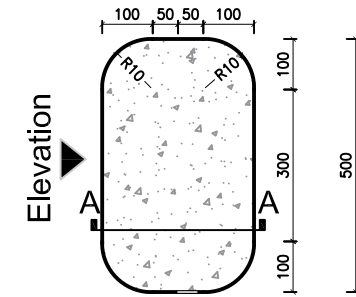
Cross Section of Back to Back Figure 3 Kerb



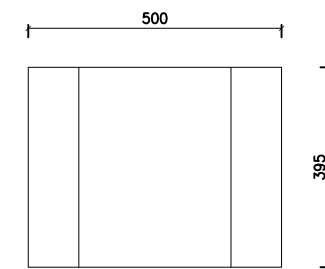
Section of 600mm V Channel



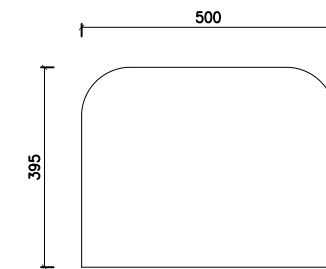
Plan of Back to Back Figure 3 Kerb



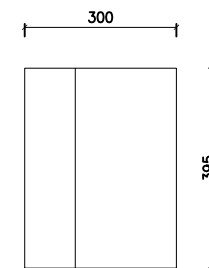
Plan of High Profile Bullnose Delineator Kerb



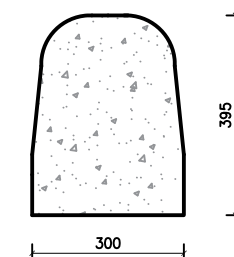
Elevation A of Back to Back Figure 3 Kerb



Elevation of High Profile Bullnose Delineator Kerb



Elevation B of Back to Back Figure 3 Kerb



Section AA of High Profile Bullnose Delineator Kerb

DRAWING TITLE:

**Detail F**

Kerb & Channel Details

DATE:

NOV 2016

DRAWN BY:

Melanie Loser

NATIONAL TECHNICAL REQUIREMENTS  
PEDESTRIAN CROSSING SYSTEMS

**Version 2**