






TOPOGRAPHY

TITLE	SYMBOL 1:1000 SCREEN COLOURS	WEIGHT & LETTER SIZE TH =TEXT HEIGHT TW = TEXT WIDTH
FOUNTAIN	FN 	LINE: WEIGHT 0 TEXT: WEIGHT 0 & TH=2.5 TW=2.5
BOREHOLE	BH 	LINE: WEIGHT 0 TEXT: WEIGHT 0 & TH=2.5 TW=2.5
WELL	W 	LINE: WEIGHT 0 TEXT: WEIGHT 0 & TH=2.5 TW=2.5
WATER TANK	WT 	LINE: WEIGHT 0 TEXT: WEIGHT 0 & TH=2.5 TW=2.5
FUEL TANK	FT 	LINE: WEIGHT 0 TEXT: WEIGHT 0 & TH=2.5 TW=2.5